







# BUTTONS AND LEDS LIGHTS

## 1. Command buttons



## system & bluetooth®

Start .....		tight press 0,2s
Shutdown .....		tight press 0,2s
Switch language - (English-French) .....		long press
Battery level - (sound notification % of battery) .....		2x short press
Turn device in pairing mode .....		long press
Reset bluetooth® .....	 	tight press 0,2s

## surrounding management

Activate/deactivate ANC mode - «Active noise cancelling mode» .....  push ⇅ short press

### Noise Reduction

Maximum noise-reduction - Put ANC to maximum level .....  press down and maintain ↓

Adjusted noise reduction - Increases ANC level step by step .....  press down ↓ and fast release

### Aware

Maximum awareness - Put ANC to minimum level .....  lift and maintain ↑

Adjusted awareness - Decreases ANC level step by step .....  lift ↑ and fast release

### Aware +

Enter/Exit "Face-to-face conversation" - Only if no active call ongoing .....  short press

## telephony

### Single Call


Answer call - When call is incoming .....  short press


Reject call - When call is incoming .....  long press

Hang up - When call is active .....  long press


### Twin call

Reject twin call - When call is active & twin call is incoming .....  long press

Accept twin call & end active call - When call is active & twin call is incoming .....  long press

Accept twin call & hold active call - When call is active & twin call is incoming .....  short press

Swap call - When several calls are active .....  long press

Hang up current call - When several calls are active .....  long press

### Mute/Hold

Mute / unmute without the boom-microphone - When call is active .....  short press

Mute / unmute with the boom-microphone - When call is active .....  short press

Call on hold - When call is active .....  short press

## media management

### Music

Play/pause music .....	▶	short press
Next track .....	+	long press
Previous track .....	-	long press

### Volume

Volume increases by 1 step .....	+	short press
Volume decreases by 1 step .....	-	short press


### Vocal command

Activate Apple Siri or Google Assistant .....	≡	long press
---	---	------------














## manual update mode

Boot in update mode .....	⇅	push + power-on
Reboot device after update mode .....	⏻	short press








## 2. LED light notifications



## power led light

	blinking	SYSTEM : Device is booting
	steady	BATTERY : Strong battery - <i>Device ON</i>
	slow blinking	BATTERY : Charging complete - <i>Device OFF &amp; USB-C plugged</i>
	steady	BATTERY : Moderate battery < 35% - <i>Device ON</i>
	slow blinking	BATTERY : Charging ongoing - <i>Device OFF &amp; USB-C plugged</i>
	steady	 BATTERY : Low battery < 10%, needs charging - <i>Device ON</i>
	blinking	SYSTEM : Device shutdown
	blinking (3≈minutes)	BLUETOOTH® : Device shutdown
	steady (≈3 seconds)	BLUETOOTH® : Pairing success
	steady	UPDATE MODE : Update mode active - <i>Waiting for action from the user</i>
	blinking	UPDATE MODE : Update is being processed - <i>Shall not be interrupted</i>
	steady (1 second)	SYSTEM : USB - C plugged - <i>Event</i>

## earpads led lights

	steady on both earpads	AWARE+ : Conversation light - <i>Face-to-face conversation ongoing</i>
	steady on both earpads	TELEPHONY : Busy light - <i>Call ongoing or ready for a call</i>
	blinking on both earpads	TELEPHONY : Incoming call
	≈ 4 secs & device turns off	 SAFETY INTERLOCK : Right cushion not recognized - <i>Refer to troubleshooting</i>
	≈ 4 secs & device turns off	 SAFETY INTERLOCK : Left cushion not recognized - <i>Refer to troubleshooting</i>

## boom-microphone led light

	steady	TELEPHONY : Busy light - <i>Call ongoing or ready for a call</i>
---	--------	--